



B.S.T. & G. Fire District Bond Issue Facts/ Information

0.78 mill *Bond Issue*

Election Date:
March 19, 2024

On March 19, 2024, the B.S.T. & G. Fire District has a bond issue on the ballot for residents to consider. This bond issue is necessary for the district due to the continued increase in homes, businesses, and population.

- As the fire district communities grow, the department must continue to grow with it.
- A study was conducted in 2022 by the *Ohio Fire Chiefs' Association (OFCA)* to help us plan for the future. This study concluded that we needed an additional fire station in the vicinity of Interstate 71 and SR37.
 - This conclusion was based on extended response times, increased demands for service, and future growth.
- Delaware County EMS has also concluded that they need an ambulance stationed in the same area.
- In January of 2024, the Fire Board and the Delaware County Commissioners signed an Intergovernmental Agreement to build a joint Fire and EMS satellite facility near Camping World on Wilson Road in Berkshire Township.
- The OFCA report also highlighted the need for a third fire station located in Trenton Township in the near future.
- Funding from this bond issue will secure the monies necessary to build both stations, and possibly renovate the current facility as the district continues to grow.

Sample Ballot

AFFIRMATIVE VOTE IS NECESSARY FOR PASSAGE

Shall bonds be issued by the Berkshire, Sunbury, Trenton and Galena ("BST &G") Joint Fire District for the purpose of constructing and improving fire facilities; furnishing and equipping the same; improving the sites thereof; and acquiring land and interests in land as necessary in connection therewith in the principal amount of \$9,000,000, to be repaid annually over a maximum period of 15 years, and an annual levy of property taxes be made outside the ten-mill limitation, estimated by the county auditor to average over the repayment period of the bond issue 0.780 mills for each \$1 of taxable value, which amounts to \$27.00 for each \$100,000 of the county auditor's appraised value, commencing in 2024, first due in calendar year 2025, to pay the annual debt charges on the bonds, and to pay debt charges on any notes issued in anticipation of those bonds?

	FOR THE BOND ISSUE
	AGAINST THE BOND ISSUE

Cost

BSTG Capital Bond Issue

0.78 mills = \$27.00 per year/ per \$100,000

Home Value	Cost Per Year	Cost Per Day
\$100,000	\$27.00	\$0.07
\$200,000	\$54.00	\$0.15
\$300,000	\$81.00	\$0.22
\$400,000	\$108.00	\$0.30
\$500,000	\$135.00	\$0.37
\$600,000	\$162.00	\$0.44

Useful Facts

- It is important to remember that the Fire District is financially autonomous from the political entities.
- “The three-fire station configuration significantly improves travel times to almost all areas of the fire district and positions the fire district to meet service delivery challenges as all four communities continue to prosper.”
OFCA Report
- “Residential projects, which include single-family, duplexes and three- or four-family buildings, increased 124.5% over the past six years span of time in the fire district, while commercial projects increased 187%.”
OFCA Report
- “A significant performance gap exists for travel times in Trenton Twp. and Berkshire Twp. These areas of the fire district area farthest from the current fire station...Berkshire includes considerable residential (i.e., single, multi-family apartments and townhomes), mercantile, assembly, business, and education occupancies.” OFCA Report

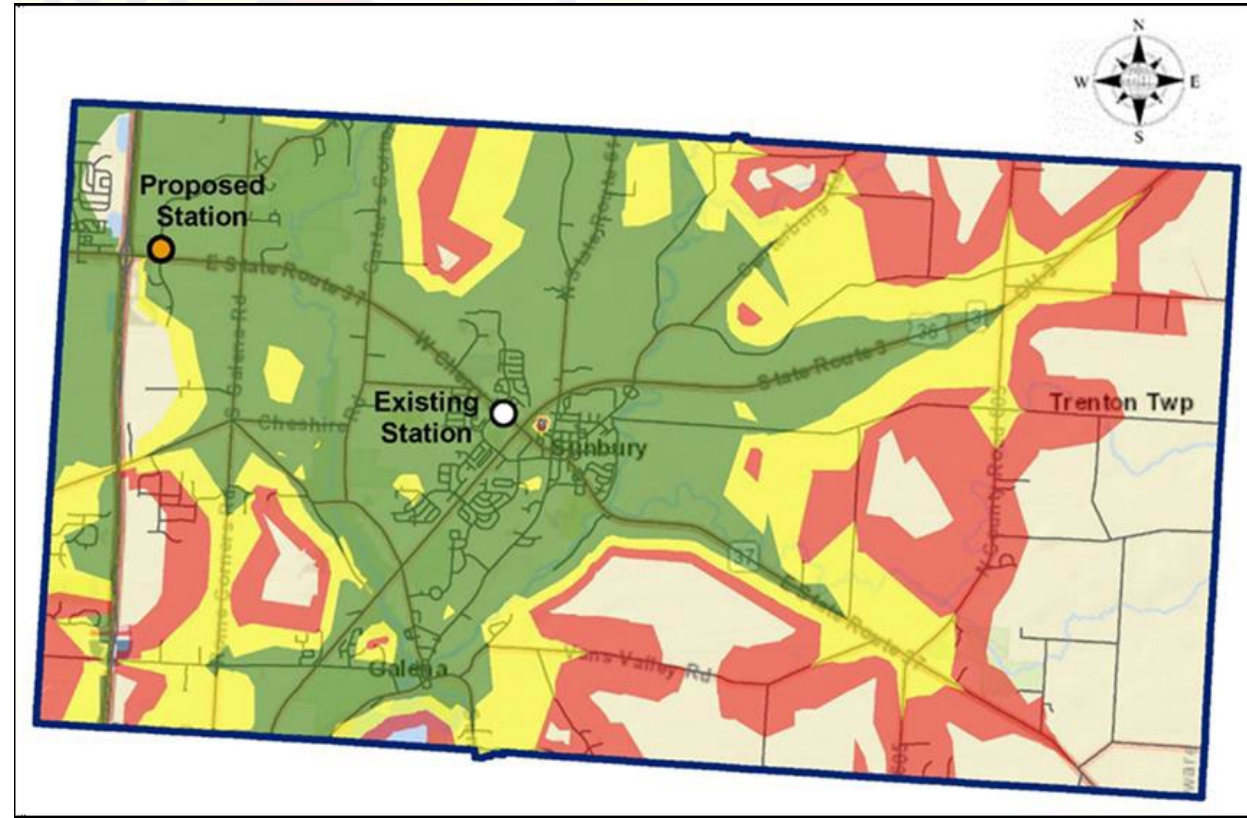
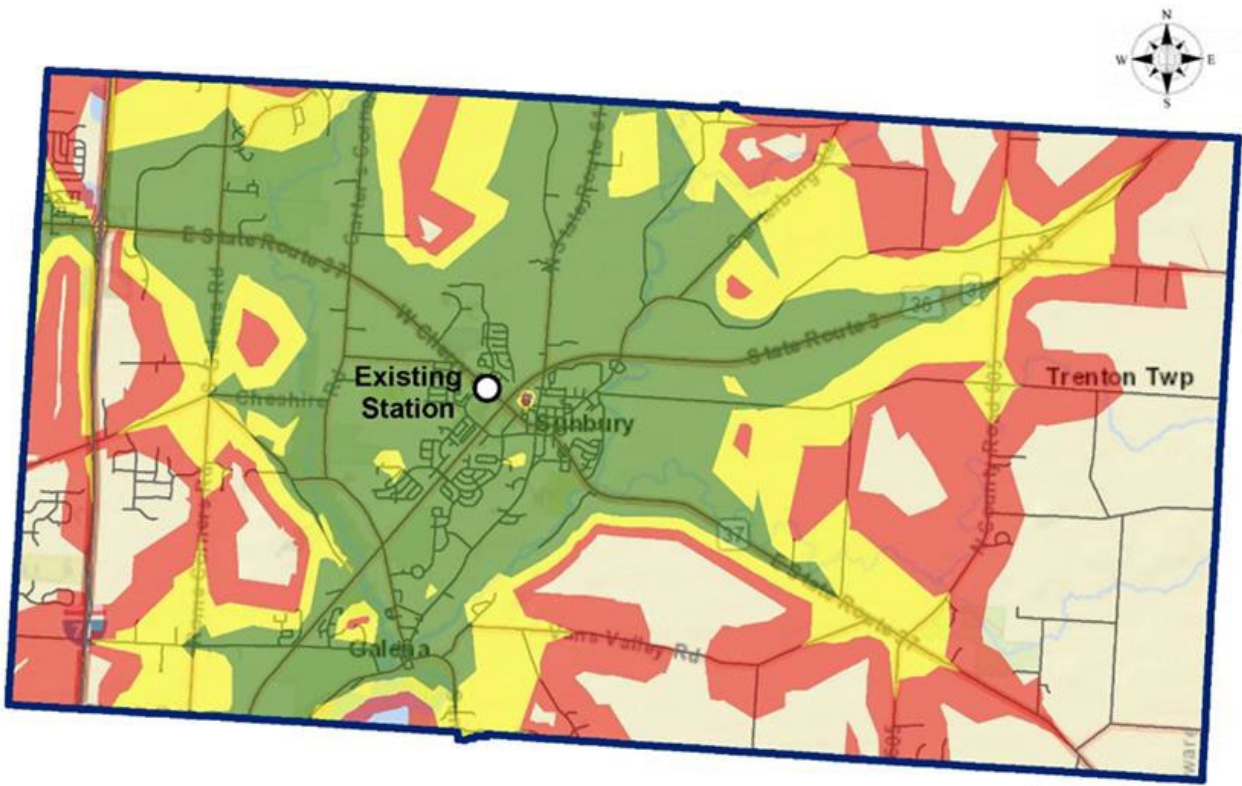

Useful Facts

- “Part of the analysis was to identify “high-volume” incident areas. This data can be utilized to identify areas of concern or help determine the need for any strategies to assist citizens who may need additional assistance meeting daily needs or engage in risk reduction opportunities. Four of the eight areas with increased incident activity are located in Berkshire Twp.” OFCA Report
- “The *National Fire Protection Association (NFPA)* 1710 suggests **four minutes travel time** at the 90th percentile for first due arrival of emergency medical Basic Life Support (BLS) and fire incidents. However, achieving the response times outlined in NFPA 1710 has proven physically unobtainable for the fire district in areas outside of Sunbury” OFCA Report
- Over the past 50 years, Berkshire Township's population has surged by 142%. Despite this, the fire district's response fails to meet the *Insurance Services Office (ISO)* and NFPA 1710 standards, notably due to Fire Station 350's location more than six minutes away from much of the township. Establishing a new station and increasing staffing could significantly improve response times, especially in areas with the second-highest incident volume within the district.

Useful Facts

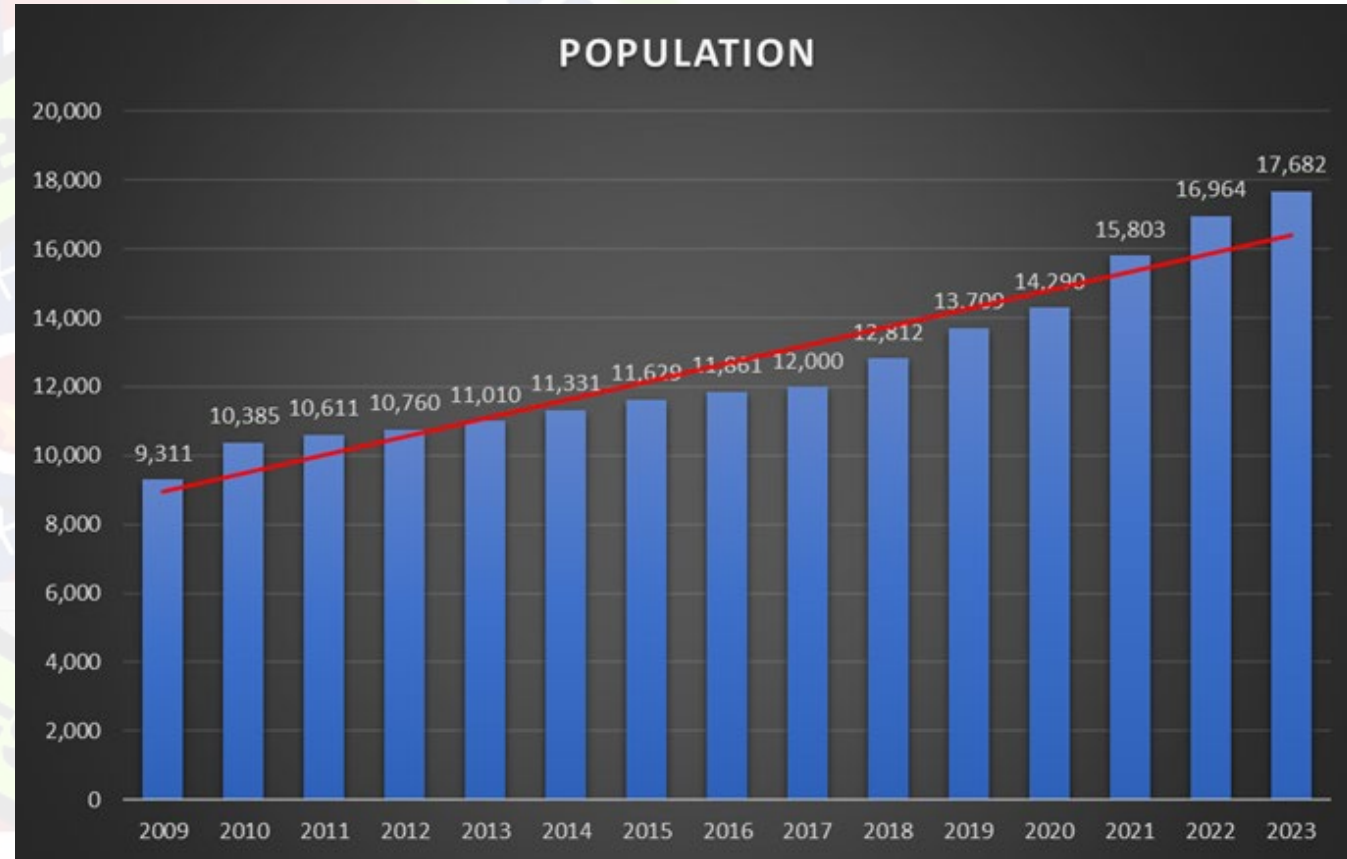
- The OFCA reports recommendation is that the fire district move forward with building and staffing a new fire station near SR37 and Wilson Road to address the current and future demand for service in this area in a way consistent with residents and local government officials' expectations and national response standards. This site provides significantly improved travel times to areas that appear to be of primary development, and the site can allow the department to serve future growth areas to the west and southwest, should development occur.
- Currently, the eastern area in Trenton Township, appears to be one of limited growth. However, the Intel project makes this area prime for development. The recommendation of the OFCA report is for fire district to monitor this area and its growth. Should the population and incident volume increase and if growth projections prove accurate, the fire district should consider both building and staffing a new fire station to meet the demand for service in this area in a way consistent with residents, local government expectations, and national response standards.

OFCA Mapping



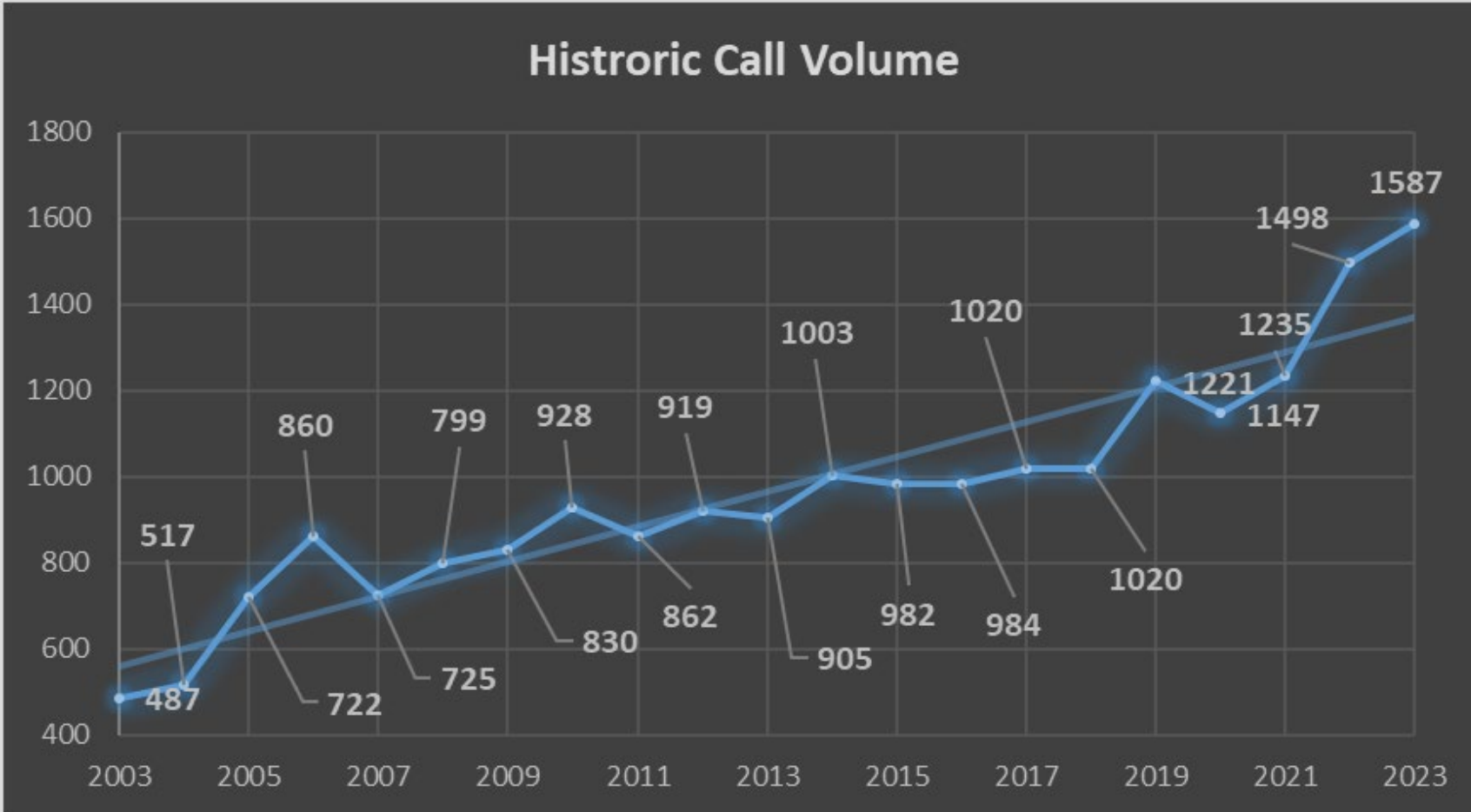
Population Growth

District	2010	2023	% Change
Berkshire Township	3094	6530	111.05%
City of Sunbury	4441	7249	63.23%
Trenton Township	2197	2413	9.83%
Village of Galena	653	1490	128.18%
Totals	10385	17682	70.26%
BSTG	2010	2023	% Change
Call Volume	928	1587	71.01%



Incident Growth

Historic Call Volume



Year	# Inc.		
2003	487		2003
2004	517		
2005	722		
2006	861		
2007	725		
2008	799		
2009	771		
2010	935		
2011	868		
2012	922		
2013	922	2013	
2014	1012		
2015	982		
2016	986		
2017	1020		
2018	1020		
2019	1221		
2020	1147		
2021	1235		
2022	1498	2023	2023
2023	1587	72.13%	225.87%
		% Increase	% Increase